

Key Points

- 2 or 4 RF channels in single enclosure
- Dynamic range: 63dB
- USB Powered & Controlled
- Attenuation resolution: 0.5 dB
- Easy USB control via VCP
- Very compact size
(120mm x 140mm x 45mm)



Overview

The **Adaura Technologies AD-USB** series of digital programmable attenuators offers the best in class of performance, size, cost, and ease of programmability. The AD-USB series provides multiple frequency options at 50 ohms operations in 0.5dB steps. Two or four independent channels can be controlled and powered via one single USB port thus greatly reducing test set up complexity.

An easy to use GUI provides fixed attenuations as well as flexible ramp functions. Custom automation is easily accomplished via simple serial port commands on any Windows or Linux based PC. It can be adapted to any existing automatic test equipment with minimal effort.

The AD-USB series is ideal for cellular, microwave radio, IoT, MU-MIMO, and WiFi MIMO engineering development and manufacturing test. These devices offer high input and accurate step sizes. These units are constructed in robust compact housings with SMA female ports. Software drivers are not required for Linux machines. Simply connect to the unit like any serial device using common Linux tools such as Minicom.

Included Accessories


- 2 or 4 Channel RF Attenuator
- USB flash drive containing software, drivers, manuals, and sample scripts/programs
- 5' USB type A to type B cable

Adaura Technologies, Inc.

3017 Douglas Boulevard, Suite 300, Roseville, California, 95661 United States | www.adauratech.com

Tel: +1 (916) 970-7010 | sales@adauratech.com

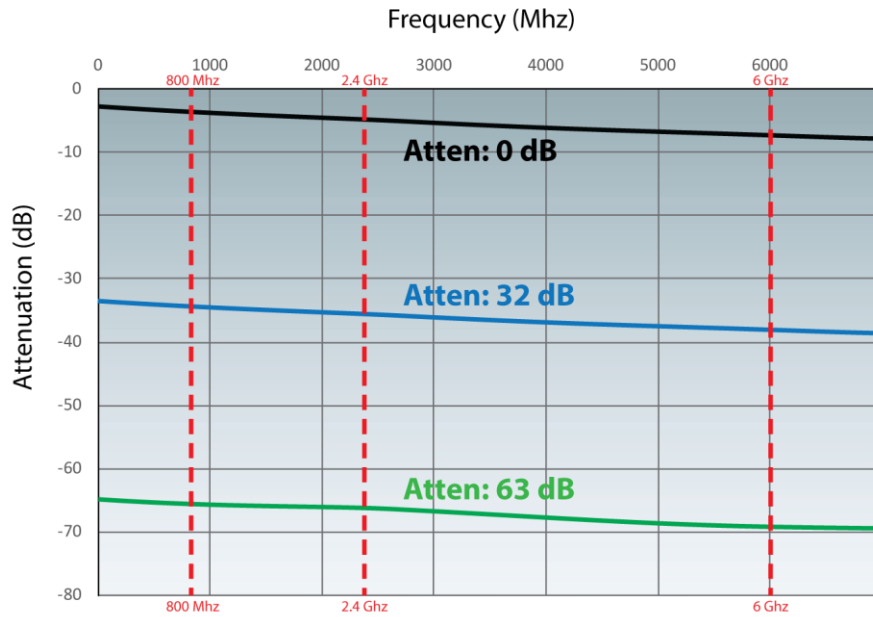
Specifications

Model		AD-USB2APT5	AD-USB4APT5
			
Attenuation Step Size (dB)		0.5	0.5
Number of individually controlled RF chains		2	4
Operating Frequency (Mhz) (50 ohms)		50 – 6,000	50 – 6,000
Attenuation Range (dB)		0 - 63	0 - 63
Input 1dB Compression Power (dBm)		25	25
Input IP3 Power		45	45
Chain to Chain Isolation (dB)		>80	>80
Attenuation Accuracy (Referenced to Insertion Loss)		+/- (0.60 dB +5% of Atten. Setting)	+/- (0.60 dB +5% of Atten. Setting)
Switching Speed		420 μ s	420 μ s
Return Loss		Better than 10 dB All States	Better than 10 dB All States
Max Input RF Power (Watt)		1 W	1 W
Power Use (USB)		50 mA	50 mA
Operating Temperature		0C to 70C	0C to 70C
Communication		USB (Virtual COM Port)	USB (Virtual COM Port)
Insertion Loss (dB)	MIN	4	4
	MAX	8	8
	NOTE	0.05-6Ghz	0.05-6Ghz

Adaura Technologies, Inc.

3017 Douglas Boulevard, Suite 300, Roseville, California, 95661 United States | www.adauratech.comTel: +1 (916) 970-7010 | sales@adauratech.com

Performance Graphs



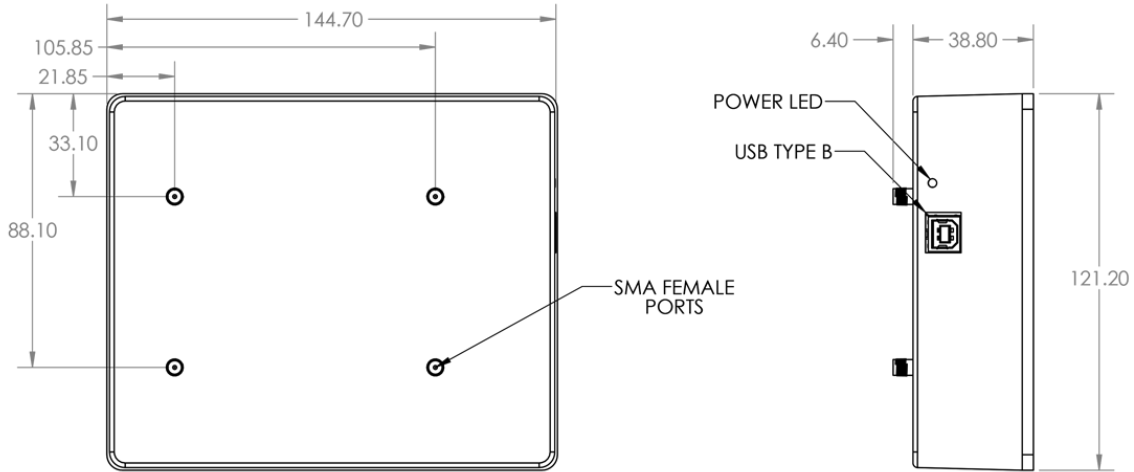
AD-USB2APT5, AD-USB4APT5

Adaura Technologies, Inc.

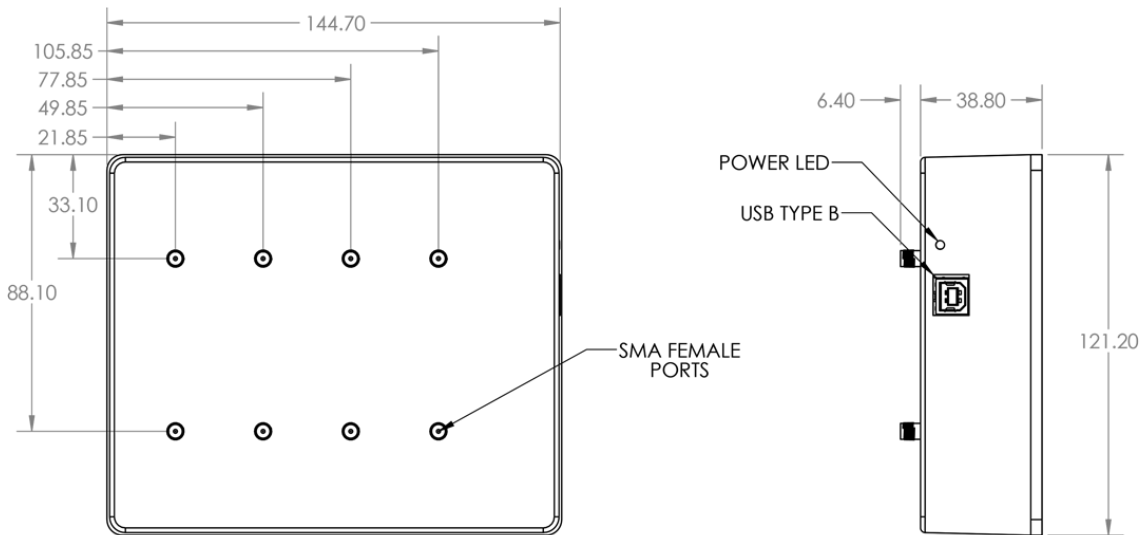
3017 Douglas Boulevard, Suite 300, Roseville, California, 95661 United States | www.adauratech.com

Tel: +1 (916) 970-7010 | sales@adauratech.com

Outline Drawings



AD-USB2APT5



AD-USB4APT5

Adaura Technologies, Inc.

3017 Douglas Boulevard, Suite 300, Roseville, California, 95661 United States | www.adauratech.com

Tel: +1 (916) 970-7010 | sales@adauratech.com